

Proteus Lite Crawler

The perfect companion to the RMP250 Reel. Proteus Lite Crawler has the same professional grade quality, reliability and accuracy as our mainline Proteus Crawlers.

ALL STANDARD FEATURES:


- Continuous monitoring of speed, internal pressure, inclination and temperature
- Dual Axis Inclination Sensor
- Single Auxiliary Light/Backeye Mounting
- Multi-Frequency Sonde 33kHz / 512Hz / 640Hz
- Steerable High Torque
- All-Wheel Drive
- Robust Housing
- 1 bar Pressure Tight
- Quick Change Wheel Lock
- In-Built Lowering Arm
- Heavy Duty Camera Connector
- Protective Front Connector Cap
- Protective Rear Connector Cap
- Lowering Rope
- Tools

PLUS

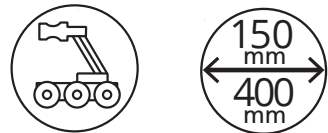
- 6x QRWX90SR 90mm Rubber Wheels
- Manual Elevator - Range 60-112mm
- Heavy Duty Rear Connector

OPTIONAL

- Multi-Frequency Sonde
- Inclination Sensor
- Carbide Wheels
- High Grip Wheels



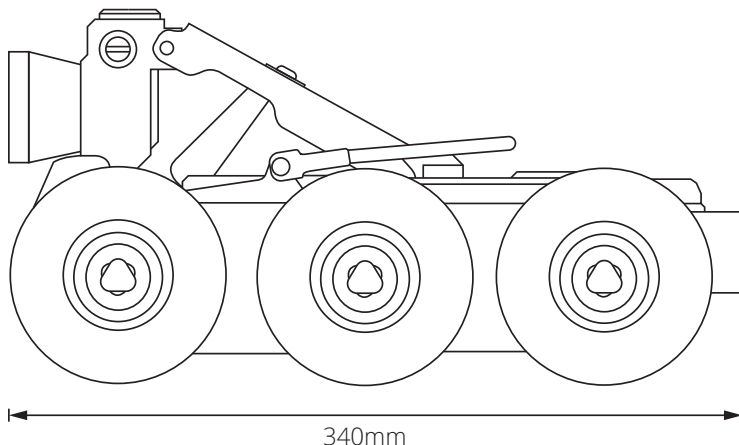
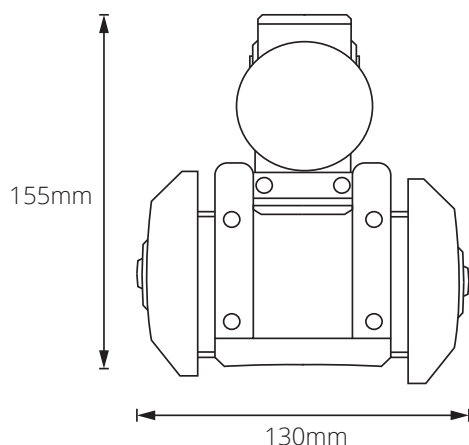
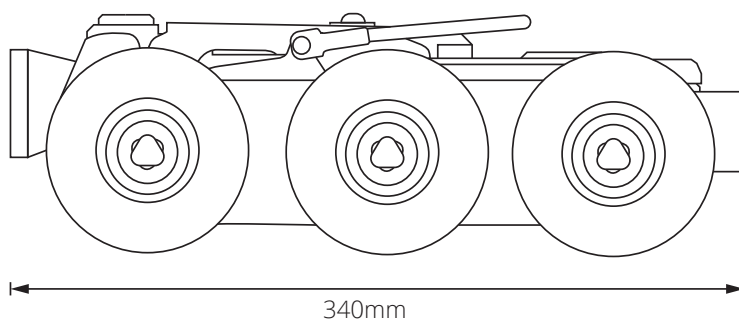
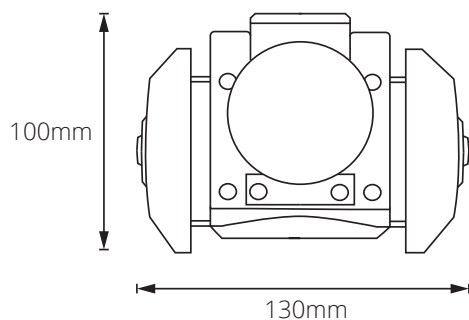
Compatibility



Technical Data

Pipe Sizes	from 150mm-400mm to 800mm with PCC01 Crawler Cradle
Weight	9kg

Proteus Lite Crawler



Soft Black Rubber Wheels

Rich black, soft rubber tyres developed to provide improved traction in regular pipes.

Available in 4 sizes and Wide Axel.

112021 © 2022 Minicam

